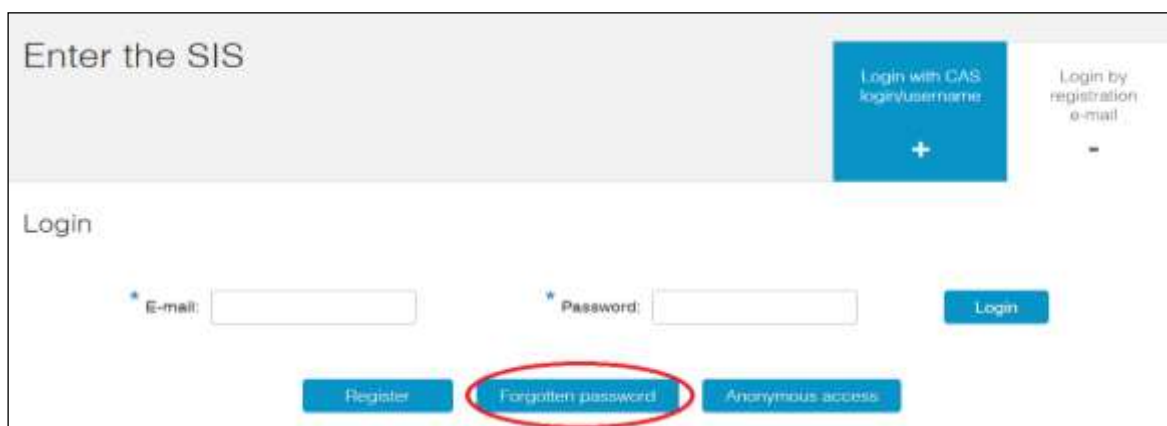


Admission procedure at Charles University: Application for study What to do if you forget your password?

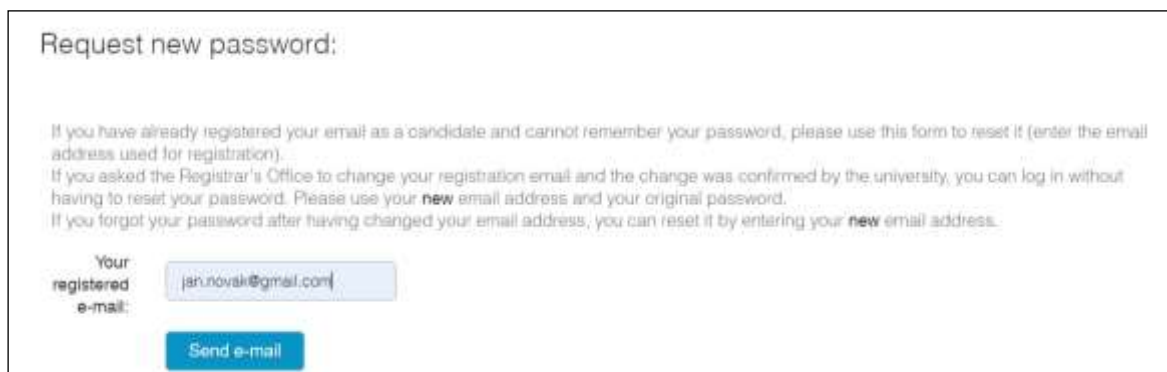
Please enter the "Admission" module at <https://is.cuni.cz/studium/eng/prijimacky/index.php> and then click on the "Login" button.



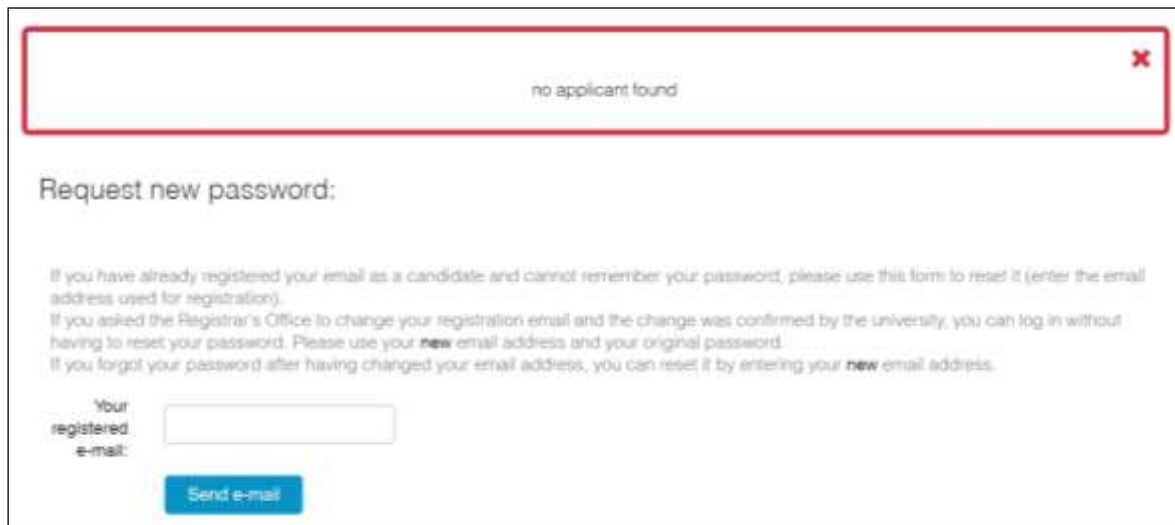
Let the "Login by registration e-mail" tab selected (even if your original password has already been synchronized from the study application to the Central Authentication Service of the Charles University) and click on the "Forgotten password" button at the bottom of the page.



On the next page, enter your registration e-mail and click on the "Send e-mail" button.

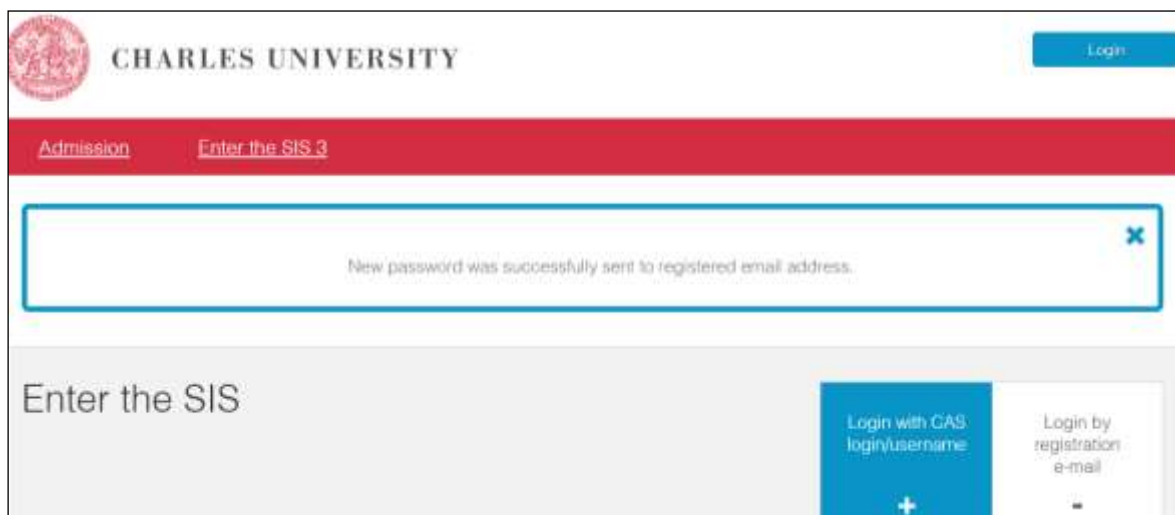


If you enter an incorrect e-mail, the following error message will be displayed and the field for entering the registration e-mail will be offered again:



The screenshot shows a web interface with a red-bordered error box at the top containing the text "no applicant found" and a red 'X' icon. Below this is a section titled "Request new password:". It contains three lines of instructional text: "If you have already registered your email as a candidate and cannot remember your password, please use this form to reset it (enter the email address used for registration).", "If you asked the Registrar's Office to change your registration email and the change was confirmed by the university, you can log in without having to reset your password. Please use your **new** email address and your original password.", and "If you forgot your password after having changed your email address, you can reset it by entering your **new** email address." Below the text is a form with the label "Your registered e-mail:" and an empty text input field. A blue button labeled "Send e-mail" is positioned below the input field.

If the e-mail is sent successfully, the following information will be displayed:



The screenshot shows the Charles University website header with the university logo and name. A blue "Login" button is in the top right. A red navigation bar contains "Admission" and "Enter the SIS 3". A blue-bordered success message box states "New password was successfully sent to registered email address." Below this is a section titled "Enter the SIS" with two login options: "Login with CAS login/username" (with a plus sign) and "Login by registration e-mail" (with a minus sign).

Then please wait for receiving the e-mail containing the new password – the e-mail looks like this:



The screenshot shows an email with the following content: "Kому: Předmět: Zapomenuté heslo přihlasky / Forgotten password to your application for study". Below this, it says "For information in English please see below." followed by a separator line. The main body of the email reads: "Na Vaši žádost Vám zasláme heslo pro přihlášení do aplikace Elektronická přihláška ke studiu (<https://is.cuni.cz/studium/prijimacky/index.php>). Heslo je: S1ILW68W7P81EH4D7. Toto je automaticky generovaný e-mail, prosíme, neodpovídejte na něj." followed by another separator line. The English translation follows: "We send you a password to log in your electronic application for study at the Charles University in Prague (<https://is.cuni.cz/studium/eng/login.php?do=prijimacky>), as requested. Your password is: S1ILW68W7P81EH4D7. This is an automatically generated e-mail; please do not reply."

After receiving the e-mail, you can click on the "Login" button in the header of the page and enter your registration e-mail and the newly obtained password.